

## Airshow® app for mobile devices

Ref. No. CSBRS-120663.4M

Pub Date 01/2016



*Making your flight experience  
as individualized as you are.*

Stay informed along your journey in a much more personal way using the Airshow Mobile App on your own iPad or Android tablet. Tap and swipe menus and views for an interactive, on-demand experience. See what you want, when you want.

No longer is there reliance on preconfigured cabin broadcast displays or on another traveler's preferences. Have ultimate control of your personal experience, adjusting individual preferences for time format, units of measurement, world clock cities and more.

### KEY BENEFITS

- › Displays real-time flight data from the FMS, showing current position, flight path and ETA
- › Customize the aircraft you see, including type, tail number, color scheme and logo
- › Customize your personal settings by choosing your choice language, time format, units of measurement and more

**Rockwell  
Collins**

Building trust every day

## SHARED FEATURES (BOTH IPAD AND ANDROID TABLETS)

- Selectable map views, such as Autoplay, Flight Preview, Total Route and Mid Flight
- Command Center – multi-panel view that provides several interactive elements, including different map scenes, flight data banners and a 3D aircraft over a compass
- 3D Time Zone Globe – a rotating globe that displays the time zones of the world. Using gestures, rotate the globe to see different areas of the globe or pinch and zoom to get a closer look
- World Clocks – select up to nine cities to see the current time, population, elevation and distance from the aircraft
- Custom aircraft symbol and paint scheme to add a personalized touch
- Day and night sky views align with the time of day at your present location
- Customized settings for personalized viewing preferences
- Download directly from the Apple App Store (iPad) or from Google Play (Android tablets)

- 3D Relative Location Indicator - Compass points north as the aircraft points in the direction of the flight path while displaying the distance of two cities from the current position. In Settings Editor, passengers may select from a list of over 300 cities.

### Features for iPad

- Panorama – experience the world beyond the cabin, as if looking through a transparent cabin
- Utilizes NASA's Blue Marble map set

### Features for Android Tablets

- Touchscreen gesture controls in the map (pinch to zoom, pan, rotate, swipe, etc.) for a fully interactive experience
- Roam button allows you to navigate the interactive map away from the current flight path of the aircraft
- Left window, right window and front HUD selectable window views
- Utilizes Landset 7 mapset

Description	Part Number
Airshow app Enablement	AS-MOBILE
A Rockwell Collins Wireless Access Point, WAP-3000, can be used if there is no existing Wireless network on board.	
WAP-3000	441-0140-100

## AIRSHOW MAP VIEW ON iPad



3D Time Zone Globe

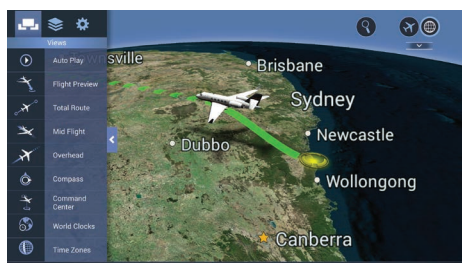


Pre Flight



3D Relative Location Indicator

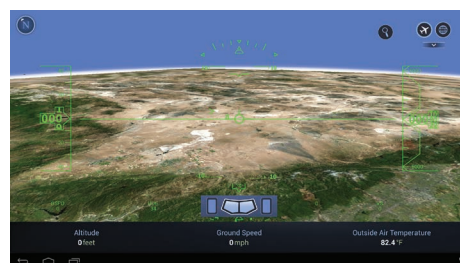
## AIRSHOW MAP VIEW ON ANDROID TABLET



Mid Flight



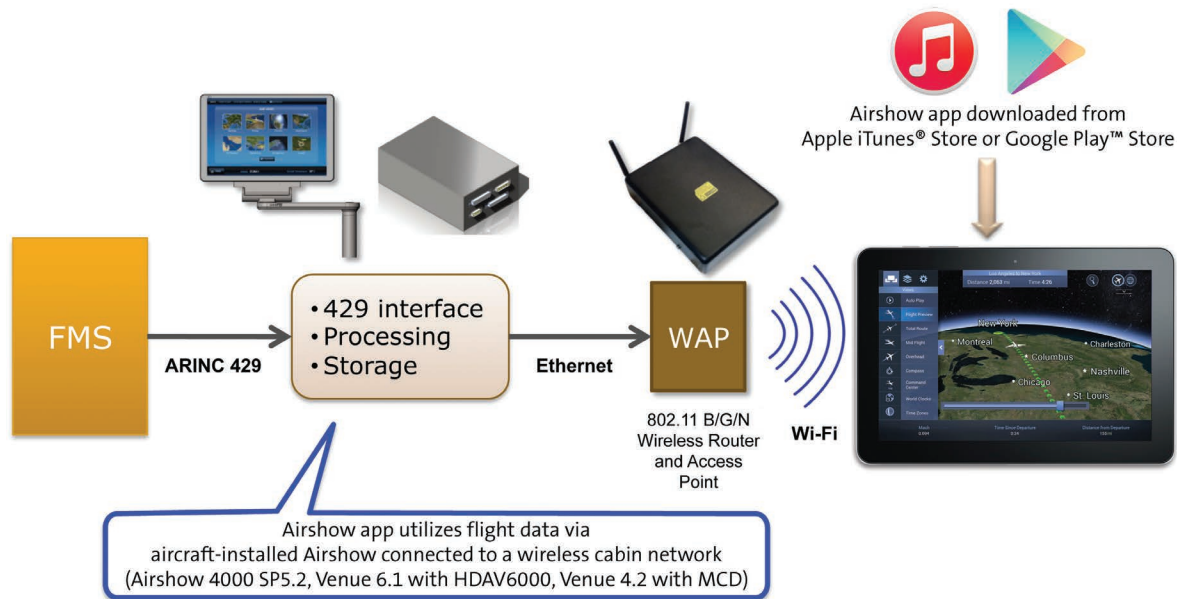
Command Center



Heads-Up Display (HUD)

## HOW DOES IT WORK?

The Airshow app receives flight data broadcast from the aircraft's installed Airshow system, which is connected to a wireless cabin network.



## WHAT DO I NEED?

The Airshow app is available for the following tablet devices:

- iPad – version 2 and later
- Android tablet version 4.1 or later

An on-board Airshow system that is connected to the aircraft's flight management system and wireless cabin network, and is compatible with the Airshow app. Compatible Airshow systems:

- Airshow 4000 Mod B with Service Pack 5.2 or later
- Airshow on Media Center in Venue™, version 4.2 or later
- Airshow on HTSE/HD AV in Venue™, version 6.1 or later
- Version 9 software on the Bombardier Global Express
- Airshow 500

A modified Airshow configuration to enable the app's access to flight data

The Airshow app from iTunes loaded onto an iPad or from the Google Play Store loaded onto an Android tablet

## HOW DO I CONNECT THE AIRSHOW SYSTEM TO A WIRELESS NETWORK?

Call your Rockwell Collins Regional Sales Manager for information on the most effective connection method for your aircraft. Installation manuals for the Airshow 4000 and Venue also include information on connecting those systems to the cabin wireless network.

## TERMS AND CONDITIONS

Unless otherwise noted, programs are valid for orders placed between January 1, 2016 and December 31, 2016, with delivery requested by April 1, 2017. Warranty period for new equipment is three years. Standard warranty does not apply to software.

For more information, please contact your Rockwell Collins Authorized Dealer.

How can we help?

Please call Rockwell Collins Customer Support at 319.295.5000.

Building trust every day.

Rockwell Collins delivers smart communication and aviation electronic solutions to customers worldwide. Backed by a global network of service and support, we stand committed to putting technology and practical innovation to work for you whenever and wherever you need us. In this way, working together, we build trust. Every day.

For more information, contact:

Rockwell Collins  
400 Collins Road NE  
Cedar Rapids, Iowa 52498  
+1.319.295.4085  
email: [csmarketing@rockwellcollins.com](mailto:csmarketing@rockwellcollins.com)  
[www.rockwellcollins.com](http://www.rockwellcollins.com)

**Rockwell  
Collins**

Building trust every day